

RH&DR ROMNEY, HYTHE & DYMCHURCH RAILWAY 2020

TIMETABLE & GUIDE



High Speed services available from London St Pancras to Ashford International and Folkestone Central take under one hour. Alternatively travel via Hastings to Rye. (See 'By Bus')



Regular bus services serve the Railway from Ashford, Canterbury, Rye, Folkestone and Dover. A combined Stagecoach ticket is available on most Stagecoach buses. www.stagecoachbus.com



Click2cycle bike hire available at Hythe Station. www.click2cycle.com. Bicycle racks available at main stations. Bicycles carried on a first come first served basis.



The RH&DR is easily accessible from London, the M25, the Channel Ports and Eurotunnel. Hythe, Dymchurch and New Romney Stations are all on or near the A259. Hythe Station is 3 miles from the M20 J11. New Romney Station is 21 miles from the M20 J10. Follow the brown information signs on most routes.



PLUS OUR
Special Events

www.rhdr.org.uk

☎ 01797 362 353 | ✉ info@rhdr.org.uk



All welcome
on our trains




The RH&DR reserves the right to alter any or all of the information contained in this leaflet without reference or notice

www.rhdr.org.uk



RH&DR LOCOMOTIVE LOG

Which locos have you spotted?



- 1 GREEN GODDESS
- 2 NORTHERN CHIEF
- 3 SOUTHERN MAID
- 4 THE BUG
- 5 HERCULES
- 6 SAMSON
- 7 TYPHOON
- 8 HURRICANE
- 9 WINSTON CHURCHILL
- 10 DOCTOR SYN
- 11 BLACK PRINCE
- 12 J B SNELL
- 14 CAPTAIN HOWEY
- 15 SHELAGH OF ESKDALE
(on loan from the Ravenglass and Eskdale Railway)

VOLUNTEERING

Join us in 2020!

- Providing excellent customer service, selling tickets and souvenirs
- Representing the Railway at Travel and Trade shows
- Operating our train service with dispatching, signalling and eventually driving!
- Join our Working Parties with track relaying, maintenance, gardening and much more.

✉ volunteering@rhdr.org



EXPERIENCE DAYS

The Drive of a Lifetime!

- A variety of experiences from 'Taster' to 'Bespoke'
- Drive one of our world famous steam or diesel locomotives
- Learn about the art of signalling in one of our signal boxes
- Sit alongside the Driver for a footplate ride

✉ drivingexperience@rhdr.org.uk



GROUP VISITS

- Group rates for 20+ passengers on selected trains
- A variety of unique catering options available
- Coach parking at or near most of our stations
- A range of visits available to suit different itineraries and budgets

✉ groups@rhdr.org

The Ultimate Garden Railway COMPETITION

VOTE FOR YOUR FAVOURITE LINESIDE GARDEN!

The winner will receive a year's free RHDR travel.
Visit our website to vote now!

www.rhdr.org.uk

FOOD & DRINK



Hythe Coffee Shop

Situated between the Royal Military Canal, Hythe Tea Room and the RH&DR Ticket Office, this coffee shop is popular with local passers-by, cyclists and railway visitors alike.



Hythe Tea Room

Situated between the Royal Military Canal and Platform 1, this vintage tea room serves classically British afternoon teas alongside an array of hot and cold food and beverages.



Heywood Buffet

A modern styled, attractive twist on the traditional railway café serving a broad range of hot and cold food and beverages including take away options.



End of the Line Restaurant

Enjoy panoramic views of Dungeness whilst delighting in a daytime 'seaside' menu.

PRIVATE FUNCTIONS

The Perfect Location for Special Celebrations

- Children's birthday parties
- Wedding ceremonies and receptions
- Corporate dinners and functions
- Anniversaries and other milestones
- Afternoon tea
- Special train charters

PRE-BOOKING

Visit Our Online Shop

- Secure a seat on our special event days
- Afternoon Tea packages for Hythe Tea Room
- Pre-book up to 24 hours in advance to receive a discount on Romney Rover tickets

www.rhdr.org.uk



ACCESS

- Wheelchair accessible carriages run on most of our trains - pre-booking advised
- Parking spaces available for Blue Badge holders at Hythe, Dymchurch, New Romney and Dungeness.
- Accessible toilets available at Hythe, Dymchurch, New Romney and Dungeness
- A chair lift is available for customers visiting the Model Exhibition

THE RH&DR ASSOCIATION

The RH&DR is a remarkable railway with a long history and a very special story. The 2500 member Association supports the railway, and makes its heritage known to a wider public.

Membership carries many benefits: a quarterly magazine, reduced rate travel, special trains and additional events.

Please join us for special access to the history and enthusiasm that supports the RH&DR. Please work with us to make sure the thrill of mainline travel in miniature can be enjoyed forever.

We are a registered charity, so we offer a tax-efficient route for those who would like to leave a legacy. If you would like to support us in any way, join instantly on your phone at www.rhdr.org. Please be part of the future of the Romney, Hythe and Dymchurch Railway.

SPECIAL EVENTS 2020


& DYRCHURCH RAILWAY

January

February

March

April




15th

VALENTINE'S EVENING DINER

17th - 21st

CHILDREN'S WEEK



4th - 5th

KENT BIG WEEKEND



1st

NEW YEAR'S DAY
(Bank Holiday)

22nd

MOTHER'S DAY

May

June

July

August

8th

Bank Holiday

2nd - 11th

JAM ON THE MARSH

9th

DUNGENESS LIFEBOAT
OPEN DAY

16th

MUSEUMS AT NIGHT

12th

DISCOVER DUNGENESS
DAY (Adults)

5th

CHILDREN'S SUNDAY

16th - 17th

STEAM & DIESEL GALA

13th

EARLY SUMMER DINER

4th - 12th

HYTHE FESTIVAL



29th

FAMILY "DISCOVER
DUNGENESS DAY"

20th

BEER EVENING

18th - 19th

JUNIOR ENGINEERING
WEEKEND

30th

COMPANY & RH&DR AGMs

21st

FATHER'S DAY BEER
FESTIVAL

25th

NEW ROMNEY COUNTRY
FAYRE

31st

DAY OF SYN

September

October

November

December

5th

LATE SUMMER DINER

28th - 30th

HALLOWEEN SPOOKY
SPECIAL

5th - 6th

SANTA SPECIALS

6th

BUS RALLY DAY

31st

HALLOWEEN SPOOKY
SPECIAL

12th - 13th

SANTA SPECIALS

19th


THE GRUFFALO!
Sept 19th

31st

END OF SEASON PARADE

19th - 20th

SANTA SPECIALS



22nd - 24th

SANTA SPECIALS

28th - 29th

SANTA SPECIALS



ROMNEY, HYTHE
TIMETABLE 2020

January	February	March	April	May	June
1 2 3 4 5 6 7 8 9 10 11 12 13 14 15 16 17 18 19 20 21 22 23 24 25 26 27 28 29 30 31	1 2 3 4 5 6 7 8 9 10 11 12 13 14 15 16 17 18 19 20 21 22 23 24 25 26 27 28 29	1 2 3 4 5 6 7 8 9 10 11 12 13 14 15 16 17 18 19 20 21 22 23 24 25 26 27 28 29 30 31	1 2 3 4 5 6 7 8 9 10 11 12 13 14 15 16 17 18 19 20 21 22 23 24 25 26 27 28 29 30	1 2 3 4 5 6 7 8 9 10 11 12 13 14 15 16 17 18 19 20 21 22 23 24 25 26 27 28 29 30 31	1 2 3 4 5 6 7 8 9 10 11 12 13 14 15 16 17 18 19 20 21 22 23 24 25 26 27 28 29 30
July	August	September	October	November	December
1 2 3 4 5 6 7 8 9 10 11 12 13 14 15 16 17 18 19 20 21 22 23 24 25 26 27 28 29 30 31	1 2 3 4 5 6 7 8 9 10 11 12 13 14 15 16 17 18 19 20 21 22 23 24 25 26 27 28 29 30 31	1 2 3 4 5 6 7 8 9 10 11 12 13 14 15 16 17 18 19 20 21 22 23 24 25 26 27 28 29 30	1 2 3 4 5 6 7 8 9 10 11 12 13 14 15 16 17 18 19 20 21 22 23 24 25 26 27 28 29 30 31	1 2 3 4 5 6 7 8 9 10 11 12 13 14 15 16 17 18 19 20 21 22 23 24 25 26 27 28 29 30	1 2 3 4 5 6 7 8 9 10 11 12 13 14 15 16 17 18 19 20 21 22 23 24 25 26 27 28 29 30 31

Hythe		9.45	10.30	11.15	12.00	12.40	1.25	2.10	2.55	3.40	4.25	5.10	6.20			10.30	11.15	12.10	1.10	2.10	3.10	4.10	5.20				10.30	12.10	2.10	4.00		
Dymchurch		10.05	10.50	11.35	12.20	1.00	1.45	2.30	3.15	4.00	4.45	5.30	6.40			10.50	11.35	12.30	1.30	2.30	3.30	4.30	5.40				10.50	12.30	2.30	4.20		
St. Mary's Bay		10.10				1.05	1.50	2.35	3.20	4.05	4.50	5.35	6.45			11.40	12.35	1.35	2.35	3.35	4.35	5.45				10.55	12.35	2.35	4.25			
New Romney	A	10.20	11.05	11.50	12.35	1.15	2.00	2.45	3.30	4.15	5.00	5.45	6.55			11.05	11.50	12.45	1.45	2.45	3.45	4.45	5.55				11.07	12.47	2.47	4.37		
New Romney	D	9.40	10.23	11.08	11.53	12.38	1.23	2.08	2.53	3.38	4.23	5.03			10.00	11.08	11.53	12.48	1.48	2.48		4.48			10.30	12.30	3.00	10.00	11.35	1.15	3.15	
Romney Sands		9.50	10.33	11.18	12.03	12.48	1.33	2.18	3.03	3.48	4.33	5.16			10.10	11.18	12.03	12.58	1.58	2.58		4.58			10.40	12.40	3.10	10.10	11.45	1.25	3.25	
Dungeness		10.07	10.50	11.35	12.20	1.05	1.50	2.35	3.20	4.05	4.50	5.33			10.27	11.35	12.20	1.15	2.15	3.15		5.15			11.00	1.00	3.30	10.27	12.02	1.42	3.42	
Dungeness				10.15	11.00	11.45	12.30	1.15	2.00	2.45	3.30	4.15	5.00	5.40		10.30	11.45	12.40	1.40	2.40	4.00		5.20		11.30	2.00	4.00		10.30	12.40	2.40	4.00
Romney Sands				10.33	11.18	12.03	12.48	1.33	2.18	3.03	3.48	4.33	5.18	5.58		10.48	12.03	12.58	1.58	3.00	4.18		5.35		11.46	2.16	4.16		10.48	12.58	2.58	4.18
New Romney	A			10.43	11.28	12.13	12.58	1.43	2.28	3.13	3.58	4.43	5.28	6.08		10.58	12.13	1.08	2.08	3.10	4.28		5.45		12.00	2.30	4.30		10.58	1.08	3.08	4.28
New Romney	D	9.35	10.15	10.50	11.35	12.20	1.05	1.50	2.35	3.20	4.05	4.50	5.35		9.35	10.15	11.15	12.20	1.15	2.15	3.15	4.35						9.35	11.15	1.15	3.15	
St. Mary's Bay			10.23	10.58	11.43		1.13	1.58	2.43		4.13	4.58	5.43			10.23	11.23		1.23	2.23	3.23	4.43						9.43	11.23	1.23	3.23	
Dymchurch		9.50	10.30	11.05	11.50	12.35	1.20	2.05	2.50	3.35	4.20	5.05	5.50		9.50	10.30	11.30	12.35	1.30	2.30	3.30	4.50						9.50	11.30	1.30	3.30	
Hythe		10.12	10.52	11.27	12.12	12.57	1.42	2.27	3.12	3.57	4.42	5.27	6.10		10.12	10.52	11.52	12.55	1.52	2.52	3.52	5.10						10.12	11.52	1.52	3.52	



Train stops on request by giving clear signal to the driver. To alight here please inform a member of station staff before boarding the train.

Santa Specials - tickets available from July

Special event with a revised or enhanced timetable - special fares may apply

A Train arrival times

D Train departure times

ROMNEY ROVER

'ALL DAY, ALL STATIONS' tickets, include FREE admission to the Model Railway Exhibition.

Adult: £19.00 Child: £9.50

FAMILY ROVER

2 adults and up to 3 children (3-15yrs):
£52.00

*except during some special events

Stagecoach SOUTH EAST

Buy the combined bus & train ticket on Stagecoach buses & save money!

www.stagecoach.com

ROMNEY, HYTHE
ROUTE MAP
& DYMCHURCH RAILWAY

RH&DR MODEL RAILWAY EXHIBITION



ST MARY'S BAY

DYMCHURCH

NEW ROMNEY

ROMNEY WARREN HALT

ROMNEY SANDS

HYTHE

DUNGENESS NATIONAL NATURE RESERVE & LIGHTHOUSES

KENT WILDLIFE TRUST

Available to visit for group tours by train & to individual visitors via a short bus journey.



DYMCHURCH BEACH & FUNFAIR

DUNGENESS

13.5 miles from Hythe	10.5 miles from Hythe	8.5 miles from Hythe	6 miles from Hythe	5 miles from Hythe	Hythe
DUNGENESS TN29 9NA	ROMNEY SANDS TN28 8RN	NEW ROMNEY TN28 8PL	ST. MARY'S BAY TN29 0SG	DYMCHURCH TN29 0PJ	HYTHE CT21 6LD